





Instrumentation facility available in the Department of Chemistry, University of Kashmir

Common Instruments of the Department

S.No.	Instrument	Model & Make	Year of Installation	Funding Agency	Status	Physical Appearance of the Instrument
1.	TGA/DTA (Simultaneous Thermal Analyzer-STA)	Linseis-6807/8835/16, LINSEIS, USA	2016	DST-FIST	Functional	
2.	UV-VISIBLE Spectrophotometer	LI-2802, LASANY	2019	Departmental	Functional	
3.	Electrochemical Workstation	Model MP3, SP-150 Bio-logic SAS	2015	DST-FIST	Functional	
4.	Muffle Furnace	Perfit	2016	Departmental	Functional	
5.	Microwave Synthesis reactor (Monowave 100),(AntonPaar)	Monowave 100,(AntonPaar)	2016	DST-FIST	Functional	



6.	LC-MS	Waters	2023	DST-FIST	Functional	 A photograph of a laboratory instrument, identified as an LC-MS (Liquid Chromatography-Mass Spectrometry) system. The equipment is dark-colored and sits on a wooden table. A person's hands are visible near the instrument. A watermark for Kashmir University, Srinagar, is overlaid on the image.
7.	HPLC (SHIMADZU) DGU-20As	SHIMADZU DGU-20As	2012	DST-FIST LEVEL 1	Functional	 A photograph showing a person in a white lab coat operating a computer workstation. The workstation is part of a laboratory instrument, identified as an HPLC (High-Performance Liquid Chromatography) system. The person is looking at the monitor and using the keyboard. A watermark for Kashmir University, Srinagar, is overlaid on the image.
8.	Generator (For uninterrupted power supply)	Mahindra	2017	Departmental	Functional	 A photograph of a large, red and black industrial generator. The generator is housed in a metal enclosure. A watermark for Kashmir University, Srinagar, is overlaid on the image.
9.	Dynamic Light Scattering instrument	Anton Paar (Litesizer 500)	2012	DST-FIST	Functional	 A photograph showing a person in a white lab coat operating a computer workstation. The workstation is part of a laboratory instrument, identified as a Dynamic Light Scattering (DLS) instrument. The person is looking at the monitor and using the keyboard. A watermark for Kashmir University, Srinagar, is overlaid on the image.

Lab Incharge: Prof. Syed Wajaht A Shah
List of Equipments of the Organic Chemistry Lab


S.No	Name of instrument	Make & Model	Date of installation	Funding agency	Status	Physical Appearance of the Instrument
1	FT-IR (Agilent technologies) Cary 630 FT-IR	Agilent technologies) Cary 630 FT-IR	2017	DST-FIST	Functional	
2.	Antimicrobial set up (AICIL)	AICIL	29/11/2022	Departmental equipment Grant	Functional	





Lab Incharge: Prof. Aijaz Ahmad Dar
List of Equipments of the Physical Soft Matter Research Lab IV

S.No	Name of instrument	Make & Model	Date of installation	Funding agency	Status	Physical Appearance of the Instrument
1.	Rheometer	Anton PAAR (MCR102)	2012	DST-FIST	Functional	
2.	Spectrofluorometer	Agilent (Carry Eclipse)	2022	RUSA 2.0	Functional	
3.	Stopped-flow UV-Visible Spectrophotometer	Agilent (Carry 60)	2022	RUSA 2.0	Functional	
4.	Inverted Fluorescence Microscope	Zeiss (Axio Vert A1)	2023	RUSA 2.0	Functional	
5.	Tensiometer	Kruss (K9)	2008	DST-FIST	Functional	

6.	High Performance Liquid Chromatography	Agilent (1260 Infinity ii)	2022	SERB DST	Functional	
7.	Densitometer	Anton Paar (DMA 4500M)	2012	DST- FIST	Functional	






Lab Incharge: Prof. Mohsin Ahmad Bhat
Instruments of the Electrochemistry Lab (Physical)

S.No	Name of instrument	Make & Model	Date of installation	Funding agency	Status	Physical Appearance of the Instrument
1.	Potentiostat	Auto lab PGSTAT 100N	DST	2014	Functional	


2.	Spectrophotometer	Perkin Elmer Lambda 365	SERB- DST	Feb 2022	Functional	
3.	Tube Furnace	Carbolite Gero TG3 12/060/600	SERB- DST	Sep 2022	Functional	
4.	Rotavapor	Buchi Switzerland R-210	DST	2014	Functional	
5.	Polishing wheel	Buehler EcoMet 30	DST	May 2023	Functional	
6.	Scanning Electrochemical Microscope	CH Instruments	DST	March 2022	Functional	

7.	Spin Coater	Spin NXG-P4A	DST	January 2023	Functional	
8.	Electrochemical Analyzer	CH Instruments	RUSA	June 2022	Functional	
9.	UV-Visible lamp	Newport 67005	DST	March 2022	Functional	

Lab Incharge: Dr. Masood A Rizvi
List of Equipment of the Inorganic Lab VIII

S.No	Name of instrument	Make & Model	Date of installation	Funding agency	Status	Physical Appearance of the Instrument
1.	Photo chemical reactor (Lelesil innovative systems)	LELESIL	2021	Departmental	Functional	
2.	Fourier transform infrared spectrometer (FTIR) (Model ALPHA).	Bruker	2013	DST -FIST	Non Functional	
3	UV-VIS NIR Spectrophotometer (Model UV -3600)	Shimadzu	2015	DST -FIST	Non Functional	
4	Density Meter (DMA 4100 M)	Anton Paar	2016	DST -FIST	Functional	
5	Probe Sonicator(Q-55)	Qsonica	2016	DST -FIST	Functional	

Lab Incharge: Dr. Aijaz Ahmad Dar
List of Instruments of the Inorganic Lab(VII)

S.No.	Instrument	Model & make	Year of Installation	Funding Agency	Status	Physical Appearance of the Instrument
1.	DR-UV Spectrophotometer	Schimazu-2600	2019	DST-SERB	Working	
2.	Hot-Stage Microscope	Dewinter	2021	WOS-A DST-	Working	